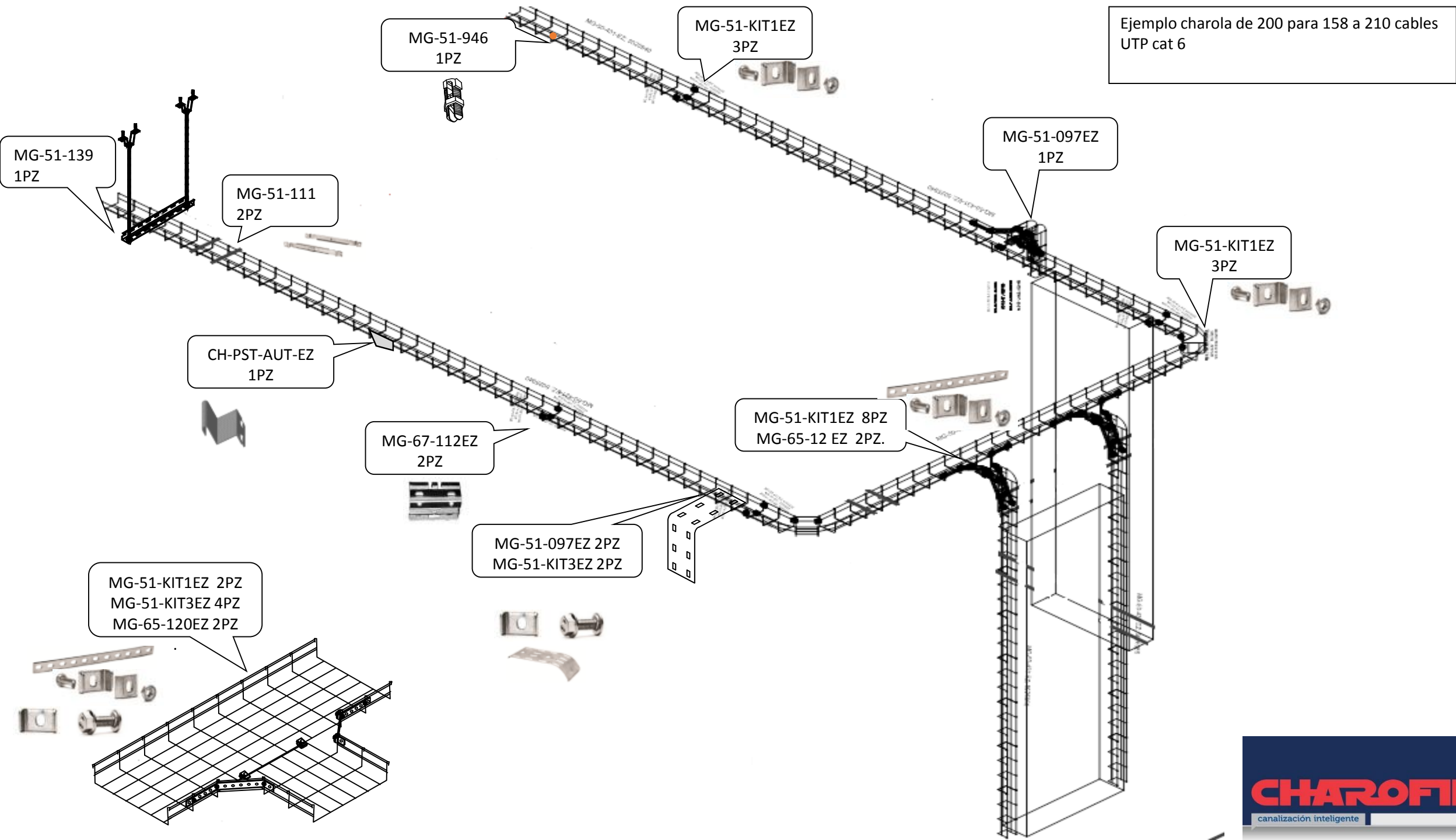
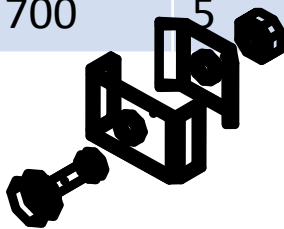


Ejemplo charola de 200 para 158 a 210 cables UTP cat 6



UNIÓN DE CHAROLAS

Cantidad de clemas utilizadas	
Ancho	Kit 1
50	2
100	2
150	3
200	3
250	4
300	4
400	4
500	4
600	5
700	5



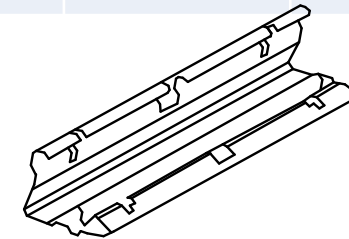
op. (2)	
Ancho	Clip recto
50	2
100	2
150	2
200	3
250	3
300	3
400	4
500	4
600	4
700	5



Cantidad de mini-clips utilizados	
Ancho	Mini Clip
100	2
200	2
250	2



Cantidad de Clip automáticos utilizados		
Ancho	Clip Aut	Kit 1
300	2	
400	2	
500	2	
600	2	2
700	2	2



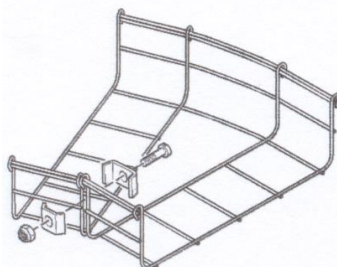
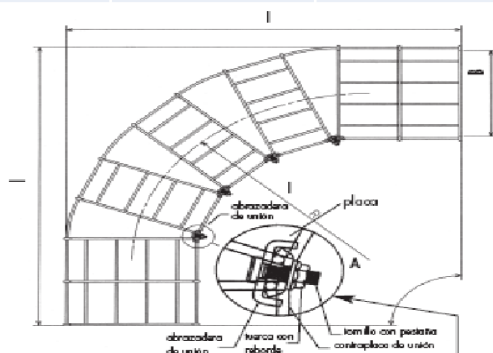
CURVAS OP. 1

Curvas 90°		
Ancho	Kit 1	Curvas x tramo
50	1	3
100	2	3
150	3	2
200	4	2
250	5	1
300	6	1
400	7	1
500	9	1
600	11	1

Curvas 45°				
Ancho	Kit 1	Kit 2	ED275	Curvas x tramo
50		2	1	4
100	1			3
150	1	2	1	3
200	2			3
250	2	2	1	1
300	3			1
400	3	2	1	1
500	4	2	1	1
600	5	2	1	1
700	6	2	1	1

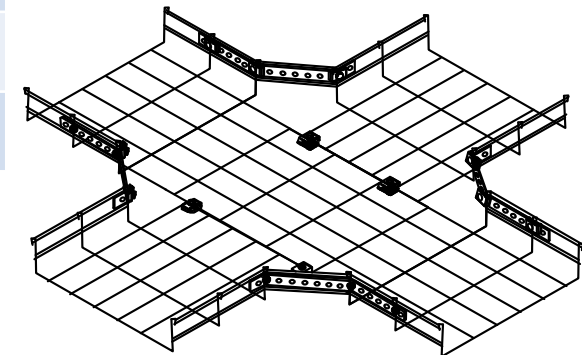
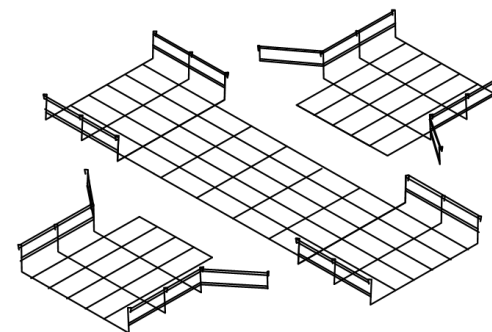
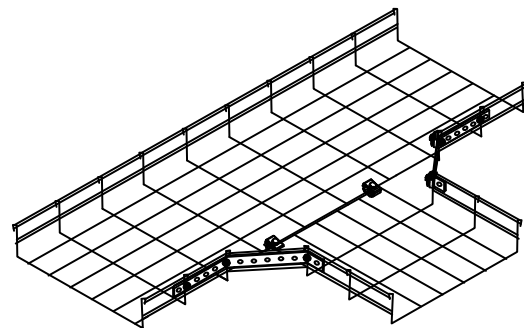
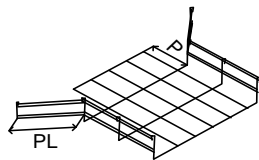
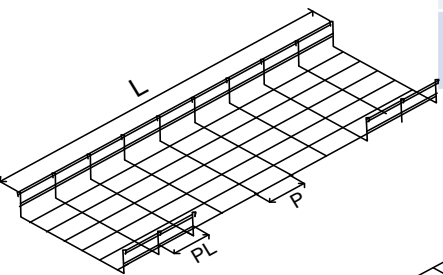
CURVAS OP. 2

Curvas Prefabricadas 90° ó 45°	
Ancho	Accesorios
50	0
100	0
150	0
200	0
250	0
300	0
400	0
500	0



"T"			
Ancho	Kit 1	Kit 3	ED275
50	3		
100	3		
150	3		
200	3		
250	3		
300	2	4	2
400	2	4	2
500	2	4	2
600	2	4	2
700	2	4	2

"X"			
Ancho	Kit 1	Kit 3	ED275
50	6		
100	6		
150	6		
200	6		
250	6		
300	4	8	4
400	4	8	4
500	4	8	4
600	4	8	4
700	4	8	4

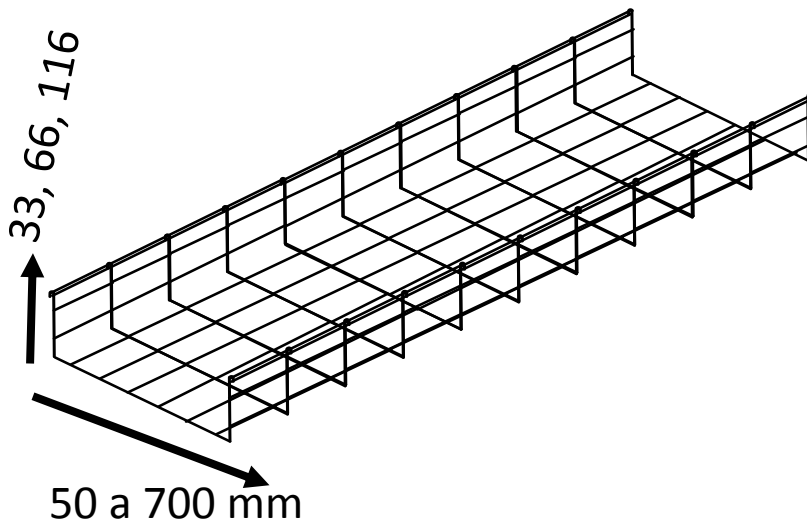


CAPACIDAD DE CABLEADO EN mm.

ALTO	Ancho	UTP CAT 6	UTP CAT 6A
33	50	0 - 26	0 - 16
	100	27 - 52	17- 33
	150	53 - 78	34 - 49
	200	79 - 105	50 - 65
	300	106 -157	66- 98

ALTO	Ancho	UTP CAT 6	UTP CAT 6A
66	50	0 - 52	0 - 33
	100	53 - 105	34 -65
	150	106 - 157	66 - 98
	200	158 - 210	99 - 130
	250	211 -262	131 - 163
	300	263- 315	164 - 195
	400	316- 420	196 - 261
	500	421- 525	262 - 326
	600	526- 630	327 - 391
	700	630- 635	392 - 456


ALTO	Ancho	UTP CAT 6	UTP CAT 6A
116	150	0 - 276	0 - 172
	200	277 - 369	173 - 229
	300	370 -553	230 - 343
	400	554- 738	344 - 458
	500	739- 923	459 - 572
	600	924- 1007	573 - 687



DESCRIPCIÓN KIT'S DE CLEMA.

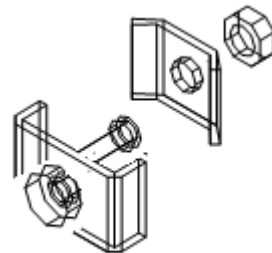
KIT 1 (MG-51-KIT1EZ)

NO. PARTE	DESCRIPCIÓN
MG-51-420EZ	CLEMA MEDIANA
MG-51-421EZ	CLEMA PEQUEÑA
MG-51-420EZ	TORNILLO & TUERCA



KIT 2 (MG-51-KIT2EZ)

NO. PARTE	DESCRIPCIÓN
MG-51-420EZ	CLEMA MEDIANA
MG-51-422EZ	TORNILLO ENCASTRADO



KIT 3 (MG-51-KIT3EZ)

NO. PARTE	DESCRIPCIÓN
MG-51-421EZ	CLEMA PEQUEÑA
MG-51-420EZ	TORNILLO & TUERCA

